

Scaled data based on original data using
LM-79-08 Approved Method: Electrical and Photometric Measurements of Solid-
State Lighting Products

Test Report Prepared for
Cooper Lighting Solutions
(formerly Eaton)

Brand: INVUE

Report Number: P140462

Luminaire Tested: **EMM-E01-LED-E1-5WQ-7060**

Issue Date: 03/03/2020

Test Information

Test Method: LM-79-08
Report Number: P140462
REPORT IS SCALED FROM IESNA LM-79-08 TEST DATA (P33687)
Test Lab: INNOVATION CENTER-P3
Issue Date: 03/03/2020
Manufacturer: COOPER LIGHTING SOLUTIONS (FORMERLY EATON)
Product Line: INVUE
Catalog Number: EMM-E01-LED-E1-5WQ-7060
Description: EPIC MODERN MEDIUM DECORATIVE LED LUMINAIRE
(1) LIGHTBARS WITH AccuLED OPTICS - TYPE 5 SQUARE WIDE
Light Source: (21) 5700K CCT, 70 CRI LEDs
Ballast/Driver: -

Summary

Lumens per Lamp: N/A
Luminaire Lumens: 3065.3 lumens
Efficiency: N/A
Efficacy: 124.1 lumens/watt
Luminous Opening: Rectangular (W 0.17' x L: 1' x H: 0')
IES Classification: Type V - Short - Semi-Cutoff
BUG Rating: B2 - U0 - G1

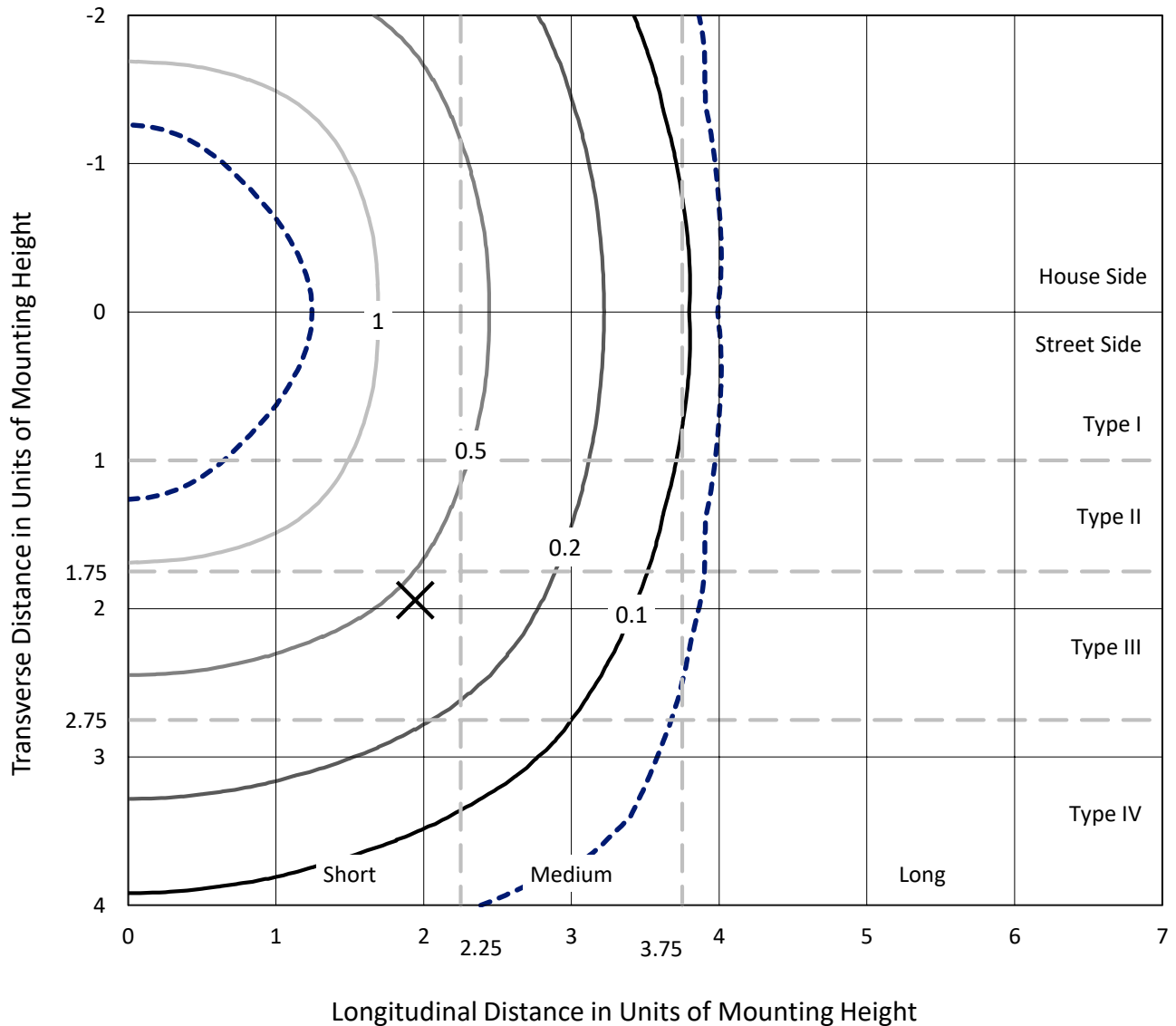
Input Watts (W): 24.7
Input Voltage (V): NR
Input Current (Ain): NR
Voltage Rise (V): NR
Power Factor: NR
Total Harmonic Distortion (THDi): NR
Frequency (hertz): 60
Stabilization Time: NR
Operation Time: NR
Ambient Temperature (°C): NR
Test Distance: 25 FT



REPORT NUMBER: P140462
 CATALOG NUMBER: EMM-E01-LED-E1-5WQ-7060

Iso-Footcandle Lines of Horizontal Illumination

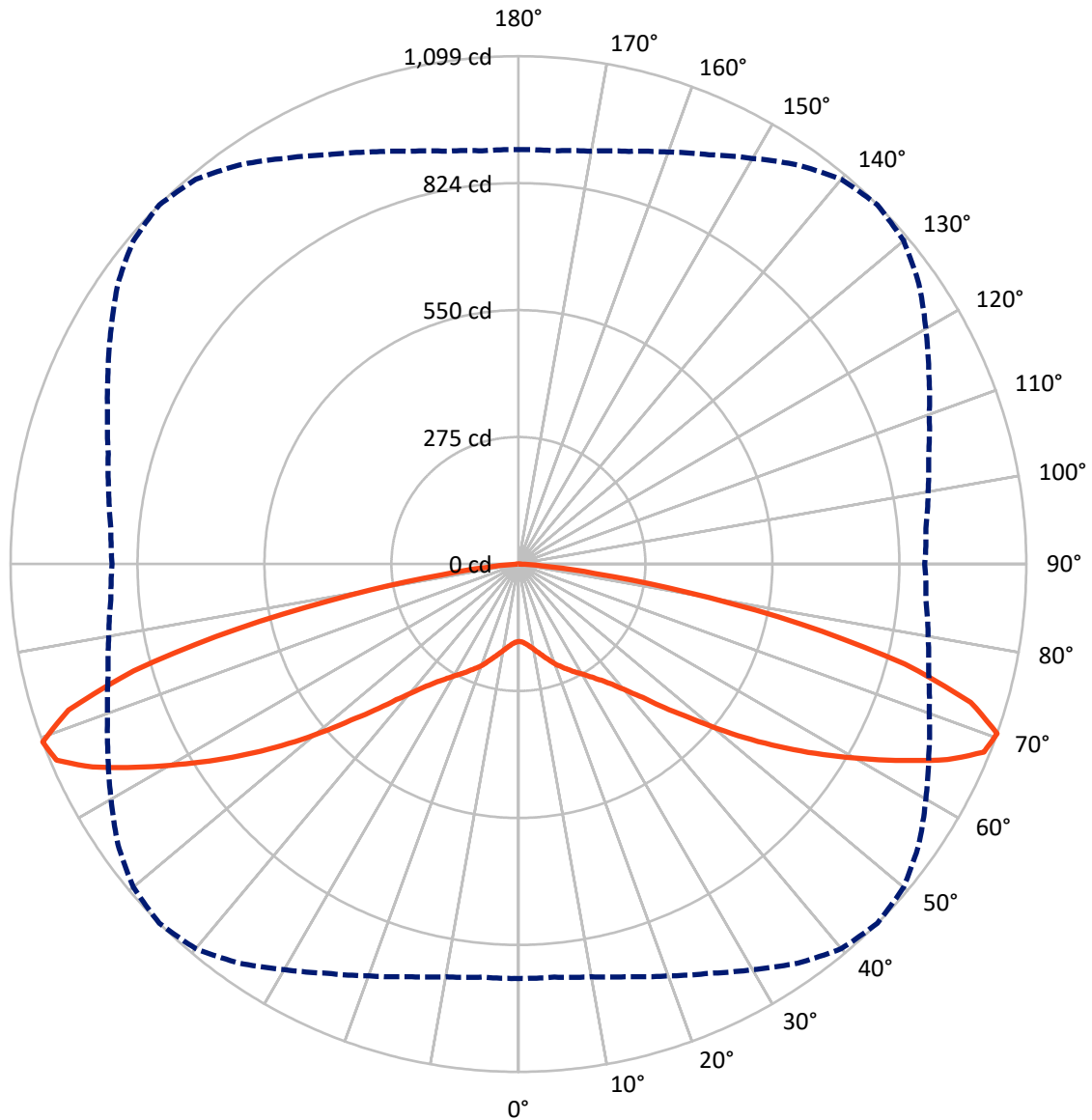
✕ Max cd
 - - - 1/2 Max cd



Based on 10 foot mounting height. Maximum calculated value = 1.9 fc
 Type V - Short - Semi-Cutoff

REPORT NUMBER: P140462
CATALOG NUMBER: EMM-E01-LED-E1-5WQ-7060

Luminous Intensity Polar Plot



— Vertical Plane Through 45-Deg Lateral - - - Horizontal Cone Through 70-Deg Vertical

REPORT NUMBER: P140462

CATALOG NUMBER: EMM-E01-LED-E1-5WQ-7060

FLUX DISTRIBUTION:

		Downward	Upward	Total
House Side	Lumens	1532.7	0.0	1532.7
	% Fixture	50.0	0.0	50.0
Street Side	Lumens	1532.7	0.0	1532.7
	% Fixture	50.0	0.0	50.0
Total	Lumens	3065.3	0.0	3065.3
	% Fixture	100.0	0.0	100.0

Coefficient of Utilization

ZONAL LUMENS:

Zone	Lumens	% Fixture
0°-10°	17.0	0.6
10°-20°	59.4	1.9
20°-30°	116.6	3.8
30°-40°	193.0	6.3
40°-50°	337.8	11.0
50°-60°	602.5	19.7
60°-70°	930.2	30.3
70°-80°	736.3	24.0
80°-90°	72.5	2.4
90°-100°	0.0	0.0
100°-110°	0.0	0.0
110°-120°	0.0	0.0
120°-130°	0.0	0.0
130°-140°	0.0	0.0
140°-150°	0.0	0.0
150°-160°	0.0	0.0
160°-170°	0.0	0.0
170°-180°	0.0	0.0
0°-90°	3065.3	100.0
0°-180°	3065.3	100.0



REPORT NUMBER: P140462

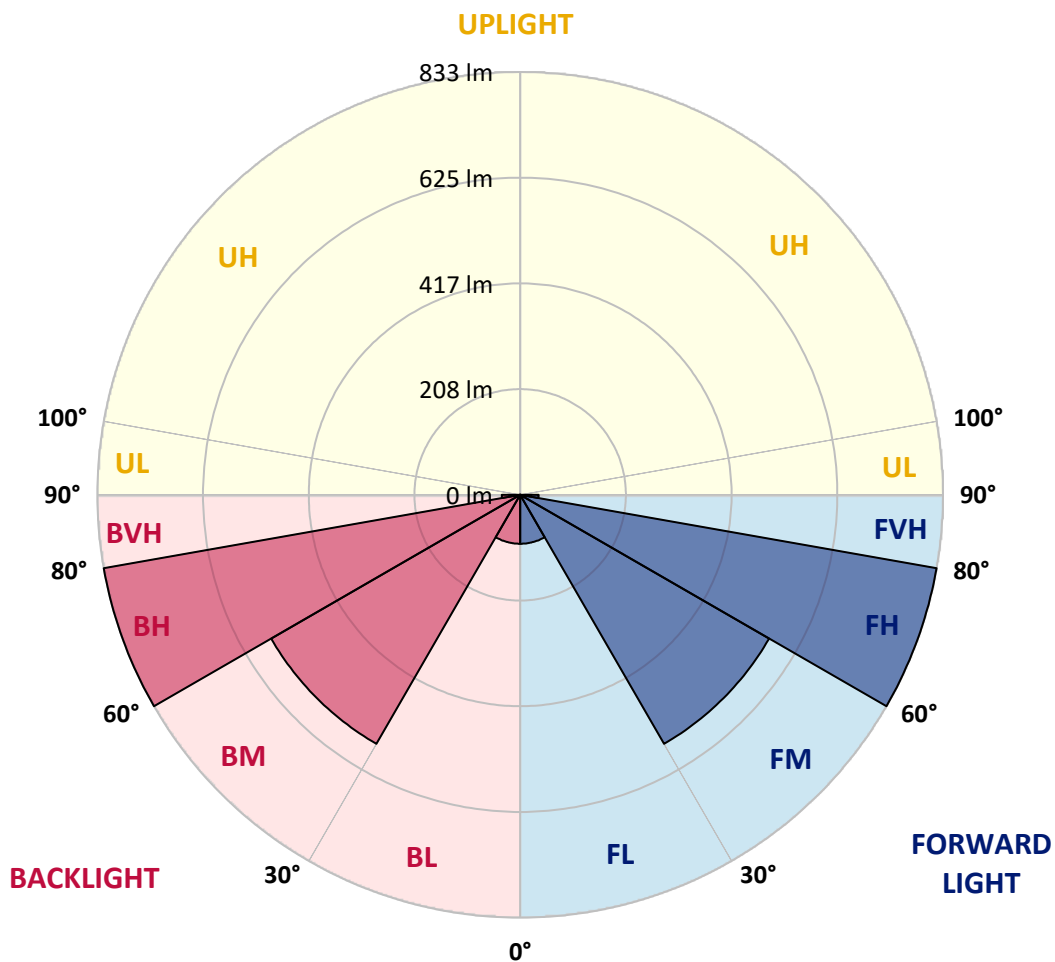
CATALOG NUMBER: EMM-E01-LED-E1-5WQ-7060

LUMINAIRE CLASSIFICATION SYSTEM LUMEN TABLE AND BUG RATING:

Zone	Lumens	% Fixture	Zone Rating/Lumen Limit		
			B	U	G
FL (0°-30°)	96.5	3.1			
FM (30°-60°)	566.7	18.5			
FH (60°-80°)	833.3	27.2			G1/1800
FVH (80°-90°)	36.2	1.2			G1/100
BL (0°-30°)	96.5	3.1	B0/110		
BM (30°-60°)	566.7	18.5	B1/1000		
BH (60°-80°)	833.3	27.2	B2/1000		G1/1800
BVH (80°-90°)	36.2	1.2			G1/100
UL (90°-100°)	0.0	0.0		U0/0	
UH (100°-180°)	0.0	0.0		U0/0	

BUG Rating: B2-U0-G1

Type V Short





REPORT NUMBER: P140462

CATALOG NUMBER: EMM-E01-LED-E1-5WQ-7060

CANDELA DISTRIBUTION (FULL):

	0°	5°	10°	15°	20°	25°	30°	35°	40°	45°	50°
0°	167.6	167.6	167.6	167.6	167.6	167.6	167.6	167.6	167.6	167.6	167.6
2.5°	169.6	169.6	169.3	169.3	169.3	169.3	169.0	169.0	169.3	169.0	169.0
5°	173.8	174.1	174.1	173.8	173.8	173.8	173.8	173.8	174.1	173.8	173.8
7.5°	179.9	180.3	180.3	179.9	179.9	179.9	179.9	179.9	180.3	180.3	179.6
10°	187.4	187.8	187.8	187.4	187.4	187.8	187.8	187.8	188.1	188.1	187.8
12.5°	196.3	196.7	197.0	196.7	197.0	197.0	197.4	197.7	197.7	197.7	197.0
15°	206.6	207.6	206.9	206.9	207.3	207.6	207.6	208.6	208.3	208.0	207.6
17.5°	218.6	218.2	218.2	218.6	218.9	218.6	218.9	219.9	219.6	219.2	218.9
20°	229.8	229.8	229.8	229.5	230.2	230.2	230.5	230.9	230.9	231.6	230.5
22.5°	240.8	240.8	240.5	240.5	241.1	241.1	241.8	242.5	242.5	242.5	241.8
25°	251.1	251.1	251.4	251.1	251.4	251.7	252.4	253.1	253.4	253.4	253.4
27.5°	260.3	261.3	261.0	261.3	262.0	262.7	263.4	264.4	265.1	265.4	264.4
30°	271.9	271.9	271.6	271.9	272.6	273.6	275.0	276.7	276.7	277.0	277.0
32.5°	284.2	284.6	283.9	284.6	285.6	287.0	288.3	289.7	290.4	291.8	291.4
35°	300.3	299.3	299.6	300.6	301.3	302.7	304.4	306.8	308.2	308.9	308.2
37.5°	318.8	318.4	319.1	319.1	321.5	322.9	326.0	328.0	329.0	330.7	330.1
40°	342.0	343.4	343.7	344.8	346.1	348.9	352.3	355.7	357.8	359.1	359.5
42.5°	373.5	374.2	372.8	376.6	380.3	382.1	386.2	390.9	394.0	395.1	395.4
45°	412.2	412.2	414.2	416.6	421.4	424.8	429.3	437.1	439.9	443.6	443.6
47.5°	458.3	459.7	459.7	465.2	468.9	475.8	484.3	490.8	496.6	494.9	500.7
50°	511.7	512.7	516.5	519.6	526.1	533.9	541.8	551.4	559.9	560.9	562.0
52.5°	567.4	568.8	571.9	579.1	586.9	595.8	610.2	618.4	626.6	631.1	630.4
55°	631.4	630.7	635.8	641.3	652.9	664.9	676.9	688.5	697.1	703.2	702.9
57.5°	698.4	700.8	706.6	713.5	723.4	734.0	748.4	760.0	774.0	777.8	772.3
60°	776.4	774.0	779.8	790.4	799.3	813.0	825.7	840.7	850.6	855.1	853.4
62.5°	856.1	854.1	858.5	872.2	882.8	892.7	910.2	926.6	934.8	936.5	933.4
65°	914.6	915.3	922.5	934.4	951.2	966.2	985.7	1005.6	1018.6	1020.6	1013.8
67.5°	928.3	929.7	939.6	955.0	975.8	1000.8	1029.9	1059.3	1081.5	1086.3	1076.4
70°	896.8	897.5	907.1	924.5	948.5	977.2	1013.5	1054.2	1086.6	1099.0	1088.0
72.5°	832.2	834.9	842.8	857.5	876.3	904.7	939.6	975.8	1008.0	1023.7	1023.7
75°	715.5	721.7	725.5	730.2	746.7	769.6	798.0	826.7	855.1	864.0	839.0
77.5°	510.7	500.4	502.8	529.5	525.7	551.7	583.2	603.7	629.0	625.2	589.3
80°	234.3	228.5	241.8	259.6	282.2	299.6	333.5	336.9	366.0	367.7	341.7
82.5°	46.9	49.3	58.8	72.5	90.3	109.8	127.6	142.6	162.5	166.2	154.3
85°	14.7	16.1	20.2	22.2	23.3	26.7	30.4	41.0	47.2	48.9	45.8
87.5°	3.1	4.8	7.9	8.9	9.2	8.9	8.9	8.6	6.8	5.5	6.5
90°	0.0	0.0	0.0	0.0	0.0	0.0	0.0	0.0	0.0	0.0	0.0



REPORT NUMBER: P140462

CATALOG NUMBER: EMM-E01-LED-E1-5WQ-7060

CANDELA DISTRIBUTION (continued):

	55°	60°	65°	70°	75°	80°	85°	90°
0°	167.6	167.6	167.6	167.6	167.6	167.6	167.6	167.6
2.5°	168.6	168.6	169.0	169.0	169.0	168.6	168.3	168.6
5°	173.4	173.4	173.4	173.4	172.7	172.7	172.4	172.4
7.5°	179.6	179.2	179.2	178.9	178.5	178.5	178.2	178.5
10°	187.8	187.1	186.8	186.4	186.1	186.1	185.7	185.4
12.5°	196.7	196.3	196.0	195.3	195.0	194.3	194.3	194.3
15°	206.9	206.6	206.2	205.2	205.2	204.2	204.5	204.5
17.5°	218.2	217.5	216.5	216.2	215.8	214.8	214.8	214.8
20°	229.8	228.5	227.8	227.1	227.1	226.1	225.7	225.7
22.5°	241.1	239.8	238.4	237.7	237.0	236.7	236.0	235.7
25°	252.4	251.1	249.7	248.7	247.3	246.6	245.9	245.9
27.5°	263.7	262.3	260.3	258.9	257.6	256.2	255.5	255.8
30°	275.3	274.0	271.9	270.2	268.5	267.1	266.4	266.1
32.5°	290.0	288.3	285.9	284.2	281.2	279.8	279.1	279.4
35°	307.1	304.8	303.0	300.3	297.9	296.2	295.2	295.2
37.5°	329.0	327.0	325.3	322.5	319.1	317.1	315.7	316.7
40°	357.4	355.7	352.3	348.2	345.5	343.7	342.4	342.7
42.5°	393.7	390.3	387.2	384.8	380.7	378.3	374.5	375.9
45°	439.5	435.8	432.7	428.9	425.1	420.4	419.0	416.3
47.5°	494.9	492.2	485.3	481.9	477.1	470.3	466.9	464.1
50°	556.1	551.0	546.2	537.7	532.2	524.3	521.3	520.2
52.5°	625.2	616.7	608.8	601.0	590.0	582.5	576.3	577.7
55°	693.6	683.7	672.4	663.9	655.3	646.1	639.6	635.8
57.5°	765.8	754.9	742.9	730.6	723.4	712.5	708.4	706.3
60°	840.0	830.1	818.1	806.9	796.9	784.3	777.4	774.7
62.5°	922.1	908.4	894.1	880.1	869.1	859.9	852.7	847.9
65°	997.7	978.9	964.2	946.4	934.4	921.1	912.2	910.5
67.5°	1054.2	1025.1	999.4	976.5	958.0	941.6	930.3	925.9
70°	1057.9	1017.9	979.9	946.1	919.0	900.2	885.2	879.4
72.5°	984.7	935.1	883.8	850.6	821.9	795.9	785.3	782.9
75°	801.0	759.7	716.9	679.3	659.4	646.4	637.6	624.6
77.5°	556.5	518.5	495.6	453.5	446.0	435.4	426.5	418.0
80°	311.6	278.4	252.8	226.4	210.4	201.5	192.2	187.1
82.5°	139.9	114.9	91.3	70.8	58.5	46.2	34.5	36.6
85°	34.9	29.4	22.6	18.8	17.1	15.7	12.7	11.3
87.5°	6.5	6.2	5.5	5.5	5.8	4.8	2.7	2.4
90°	0.0	0.0	0.0	0.0	0.0	0.0	0.0	0.0

(END OF REPORT)